



JUSTICE AND
PUBLIC SAFETY CABINET

2023 Drug Overdose Fatality Report

Keith L. Jackson, Secretary
Justice & Public Safety Cabinet

Van Ingram, Executive Director
Office of Drug Control Policy



**KENTUCKY INJURY PREVENTION
AND RESEARCH CENTER**

Prepared by

Meghan Steel (meghansteel@uky.edu)

Lara Daniels (lara.daniels@uky.edu)

Released by

Kentucky Injury Prevention and Research Center (KIPRC)

2365 Harrodsburg Road, B340

Lexington, KY 40504

as bona fide agent for the Kentucky Department for Public
Health

Prepared for

Kentucky Office of Drug Control Policy



Table of Contents

Kentucky’s Progress on Addiction Recovery	1
Key Findings from 2023	4
Drug Overdose Deaths by Race	8
Drug Overdose Deaths by Age	10
Substances Found in Drug Overdose Decedent Toxicology Testing	13
Drug Combinations Identified through Toxicology	19
County-Level Maps	20
Age-Adjusted Mortality Rates by County	23
About the Annual Overdose Fatality Report:	31
Definitions	31
Data Sources	31

Disclaimers

The U.S. Centers for Disease Control and Prevention includes both the deaths of Kentucky residents and non-residents in their reporting. Kentucky’s overdose report includes only the deaths of Kentucky residents, which has been the standard since the Kentucky General Assembly first required this annual report. The Kentucky Office of Drug Control Policy includes resident deaths only to better target harm reduction and prevention activities for Kentuckians.

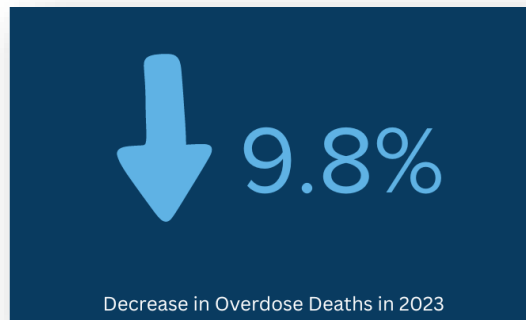
Counts greater than zero but less than five and rates based on counts greater than zero but less than 10 are suppressed in accordance with state data management policy. Data are provisional and subject to change.

Produced by the Kentucky Injury Prevention and Research Center as bona fide agent for the Kentucky Department for Public Health, May 2024. This project is supported by the Centers for Disease Control and Prevention (CDC) of the U.S. Department of Health and Human Services (HHS) as part of cooperative agreement 1 NU17CE010186 totaling \$5.4 million with 0% financed with nongovernmental sources. The contents are those of the author(s) and do not necessarily represent the official views of, nor an endorsement by, CDC, HHS, or the U.S. government. For more information, please visit [CDC.gov](https://www.cdc.gov).

Kentucky's Progress on Addiction Recovery

For the second year in a row, the Beshear-Coleman administration has secured a decrease in drug overdose deaths.

- In 2023, there were 1,984 overdose deaths. This was a decrease of 9.8% from 2022.
- In 2022, there were 2,135 overdose deaths. This was a decrease of over 5% from 2021 and was the first year Kentucky saw a decrease in overdose deaths since 2018.
- In 2021, there were 2,250 overdose deaths. This was a 14.5% increase from 2020 and was the highest number of overdose deaths ever reported in Kentucky.
- In 2020, there were 1,964 overdose deaths. This was a 49% increase from 2019.



According to the 2023 Kentucky Drug Overdose Fatality Report, fentanyl accounted for 79.1% and methamphetamine accounted for 55.2% of overdose deaths, which continue to be the most prevalent drugs contributing to overdoses in the state. The report also indicates that 35- to 44-year-olds had the highest number of drug overdose deaths in 2023 at 571, but this age group did mark a decrease of 13.4% from 2022.

Since taking office, the Beshear-Coleman administration has worked tirelessly to fight the drug epidemic in Kentucky by increasing treatment resources and law enforcement support. Due to these efforts, in 2023, Kentucky saw:

- 160,000 doses of Narcan distributed;
- 84 syringe exchange program sites served 35,918 unique participants;
- 96,780 overdose reversal medication kits distributed;
- 18,100 individuals provided substance-use treatment services;
- 14,630 individuals received help in accessing recovery services;
- 26 Kentuckians sought treatment through the Kentucky State Police Angel Initiative;
- 3,920 incoming calls made to the KY HELP Call Center with 14,087 outgoing follow up calls; and
- 265,170 fentanyl pills, 208.3 pounds of fentanyl, 822 pounds of methamphetamine and more than 310 pounds of cocaine seized with the support of Kentucky's Counterdrug Program.

The state has also increased the number of treatment beds by 50% since Gov. Beshear took office in 2019. The administration has also recorded the three lowest recidivism rates in over a decade.

Recently, Gov. Beshear announced a [new website](#) to support Kentuckians seeking second chances find a job, get an education or continue recovery. The site also connects business leaders with resources to help them hire second-chance talent. Additionally, the state's [Treatment Access Program](#) also allows those without health insurance to enter residential treatment, and the [Recovery Ready certification](#) helps communities support residents who are seeking help for drug or alcohol addiction.

Last year, Gov. Beshear announced a new searchable website to help people in recovery find housing, [FindRecoveryHousingNowKY.org](#).

The Governor has continued to fight the state's drug epidemic from his time as attorney general, when he led the nation in the number of individual opioid lawsuits filed by an attorney general. Now, Gov. Beshear is working to make sure the hundreds of millions of dollars in settlement funds go to treatment and the communities impacted.

- \$131,741,583 distributed in grant and pass through funding from the Office of Drug Control Policy.

As of publication of this report, Kentucky:

- Has a rate of residential treatment beds per 100,000 of 70.34. This is more than twice the rate of any of Kentucky's border states.
- Has helped 751,000 Kentuckians receive treatment in the first 10 counties to become certified Recovery Ready Communities.

TREATMENT RESOURCES

KY HELP Call Center 833-8KY-HELP

The KY HELP Call Center, created in 2017 through a partnership with Operation UNITE, remains available to those with a substance use disorder, or their friends or family members, as a quick resource for information on treatment options and open slots among treatment providers. Individuals may call 833-8KY-HELP (833-859-4357) to speak one-on-one with a specialist who will connect them with treatment as quickly as possible.

The Kentucky Injury Prevention and Research Center (KIPRC)

The Kentucky Injury Prevention and Research Center (KIPRC) at the University of Kentucky College of Public Health manages a vital website, www.findhelpnowky.org, for Kentucky health care providers, court officials, families and individuals seeking options for substance abuse treatment and recovery. It offers real-time information about available space in treatment programs, and guides users to the right type of treatment for their needs. The site provides a search engine for drug treatment, helping users locate treatment providers based on location, facility type, and category of treatment needed.

KSP Angel Initiative

The Kentucky State Police (KSP) Angel Initiative is a proactive program designed to help people battle addiction. Anyone suffering from a substance use disorder can visit one of KSP's 16 posts located throughout the commonwealth to be paired with a local officer who will assist with locating an appropriate treatment program. The Angel Initiative is completely voluntary, and individuals will not be arrested or charged with any violations if they agree to participate in treatment. For more information about the Angel Initiative, visit the KSP website at <http://kentuckystatepolice.org/angel-initiative/>.

 FindRecoveryHousingNowKY.org

 FindNaloxoneNowKY.org

 SecondChance.ky.gov

Key Findings from 2023

In 2023, 1,984 Kentuckians lost their lives to drug overdose, a rate of 45.9 deaths per 100,000 residents. This is a 9.8% decrease from 2022. A review of the resident cases autopsied by the Kentucky Office of the State Medical Examiner and submitted by Kentucky coroners indicates that in 2023:

- A total of 496 residents of Jefferson County died from a drug overdose, a decrease from 518 resident deaths in 2022.
- The age group of 35- to 44-year-olds had the highest number of drug overdose deaths in 2023 at 571 deaths. This is a decrease of 13.4% from 659 deaths among that age group in 2022.
- In 2023, the number of drug overdose deaths increased for residents who were four years old and younger and for those between the ages of 55 and 74.
- The following data on drug types are based on identification through toxicology reports for all drug overdose deaths that occurred in Kentucky in 2023:
 - Fentanyl was found in 1,570 drug overdose deaths, representing 79.1% of the total drug overdose deaths that year and a decrease of 7.1% from the 1,690 drug overdose deaths involving fentanyl in 2022.
 - Methamphetamine was found in 1,095 drug overdose deaths, representing 55.2% of the total drug overdose deaths that year and a decrease of 6.2% from the 1,168 drug overdose deaths involving methamphetamine in 2022.
 - Cocaine was found in 427 drug overdose deaths, representing 21.5% of the total drug overdose deaths that year and an increase of 14.8% from the 372 drug overdose deaths involving cocaine in 2022.
 - Acetylfentanyl was found in 778 drug overdose deaths, representing an increase of 58.5% from the 491 drug overdose deaths involving acetylfentanyl in 2022.
 - Oxycodone was found in 154 drug overdose deaths, representing a decrease of 7.2% from the 166 drug overdose deaths involving oxycodone in 2022.
 - Heroin was found in 43 drug overdose deaths, representing a decrease of 15.7% from the 51 drug overdose deaths involving heroin in 2022.
 - Alprazolam was found in 158 drug overdose deaths, representing an increase of 1.3% from the 156 drug overdose deaths involving alprazolam in 2022.
- Among Black Kentuckians, 264 lost their lives from a drug overdose, an increase from the 259 Black resident deaths in 2022.
 - The rate of drug overdose deaths among Black residents in 2023 was 68.3 deaths per 100,000 Black residents, which was 51.8% greater than the rate of deaths among white residents and an increase from the 67.6 deaths per 100,000 Black residents in 2022. The rate for white residents in 2023 was 45 deaths per 100,000 residents, a decrease from the 51.4 deaths per 100,000 white residents in 2022.

**NOTE: The U.S. Centers for Disease Control and Prevention includes both the deaths of residents and non-residents in their reporting, this is the first time this reporting mechanism has been used in the past several years. Kentucky's overdose report includes only the deaths of Kentucky residents, which has been the standard since the Kentucky General Assembly first required this annual report. Resident deaths only are included to better target harm reduction and prevention activities for Kentuckians.*

Table 1: Kentucky Counties with the Highest Rates of Drug Overdose Deaths among Residents in 2023

	Kentucky County	Rate of Drug Overdose Deaths per 100,000 Residents	Count of Drug Overdose Deaths
1	Estill	187.3	27
2	Lee	155.9	11
3	Breathitt	150.6	18
4	Powell	121.1	16
5	Floyd	109.9	35

Counties with rates based on counts less than 10 have been excluded from this list. Data are provisional and subject to change.

Table 2: Kentucky Counties Where the Highest Counts of Drug Overdose Deaths Involving Fentanyl Occurred, as Identified through toxicology in 2023

Kentucky County	Drug Overdose Deaths Involving Fentanyl
1 Jefferson	494
2 Fayette	160
3 Kenton	56
4 Madison	56
5 Pike	36

Counts are based on where the death occurred and not on the county of residence; thus, counts could include residents of other counties and/or states. Data are provisional and subject to change.

Table 3: Kentucky Counties Where the Highest Counts of Drug Overdose Deaths Involving Methamphetamine Occurred, as Identified through Toxicology in 2023

Kentucky County	Drug Overdose Deaths Involving Methamphetamine
1 Jefferson	294
2 Fayette	80
3 Madison	46
4 Pike	38
5 Kenton	26

Counts are based on where the death occurred and not on the county of residence; thus, counts could include residents of other counties and/or states. Data are provisional and subject to change.

Drug Overdose Deaths by Race

Table 4: Counts of Kentucky Resident Drug Overdose Deaths by Race, 2021–2023

Race	2021	2022	2023
Black	233	259	264
White	2,005	1,903	1,692
Other	19	38	28

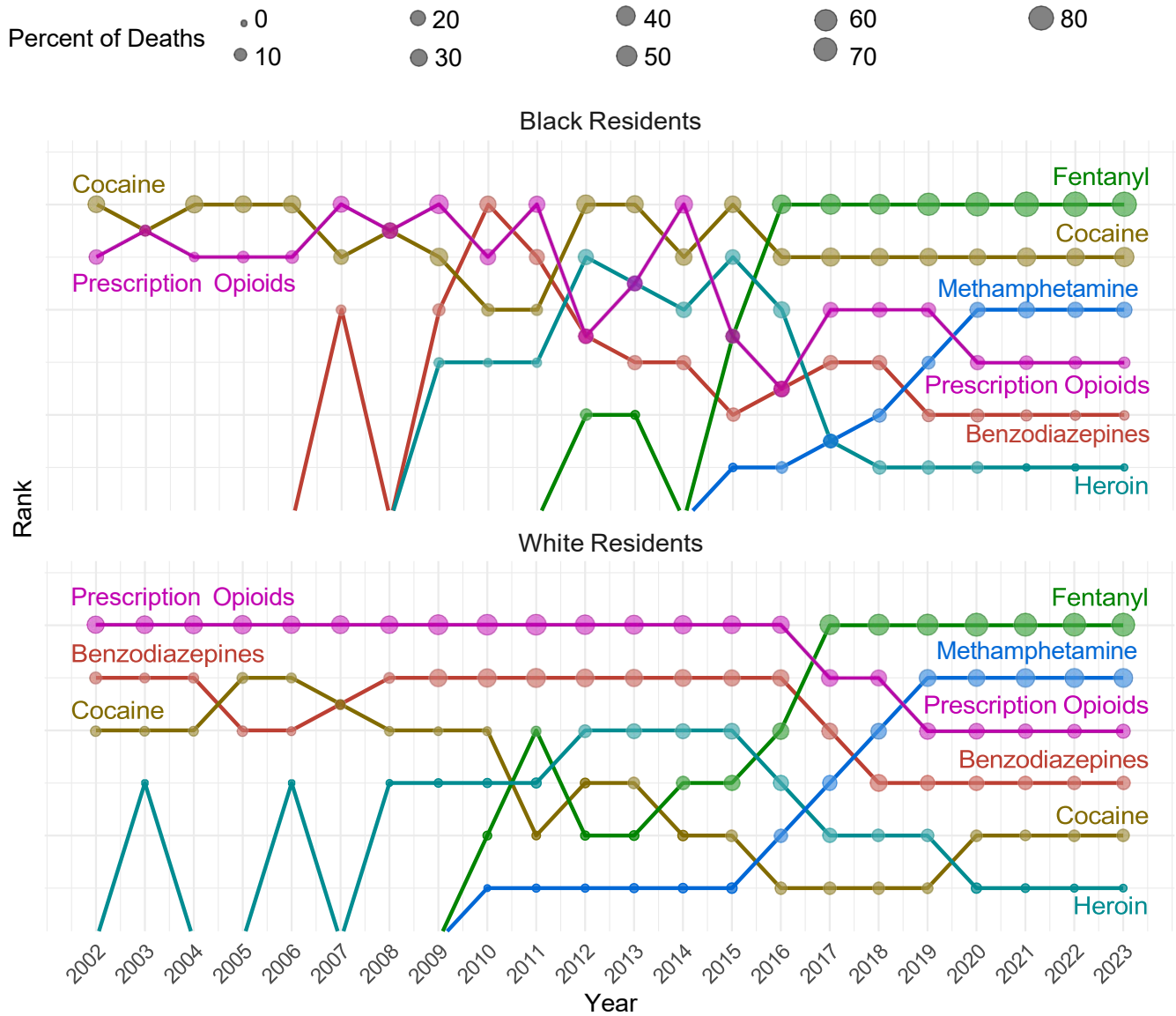
Data are provisional and subject to change.

Table 5: Age-Adjusted Rate for Kentucky Resident Drug Overdose Deaths by Race, 2021–2023

Race	2021	2022	2023
Black	60.7	67.6	68.3
White	53.9	51.4	45.0
Other	11.4	20.0	16.2

Rates are presented as the number of drug overdose deaths per 100,000 population. Data are provisional and subject to change.

Figure 1: Top Drugs Identified by ICD-10 Code on the Death Certificates of Kentucky Resident Drug Overdose Decedents by Race, 2002–2022



Produced by the Kentucky Injury Prevention and Research Center, as bona fide agent for the Kentucky Department for Public Health. Data are provisional and subject to change. Data extracted May 2024.

Drug Overdose Deaths by Age

Table 6: Counts of Kentucky Resident Drug Overdose Deaths by Age Group, 2021–2023

Age	2021	2022	2023
0–4	<5	6	9
5–14	0	<5	<5
15–24	139	119	92
25–34	485	446	363
35–44	675	659	571
45–54	495	516	477
55–64	372	347	362
65–74	82	89	95
75–84	5	14	9
85+	<5	<5	<5

Counts greater than zero but less than five were suppressed in accordance with state data release policy. Data are provisional and subject to change.

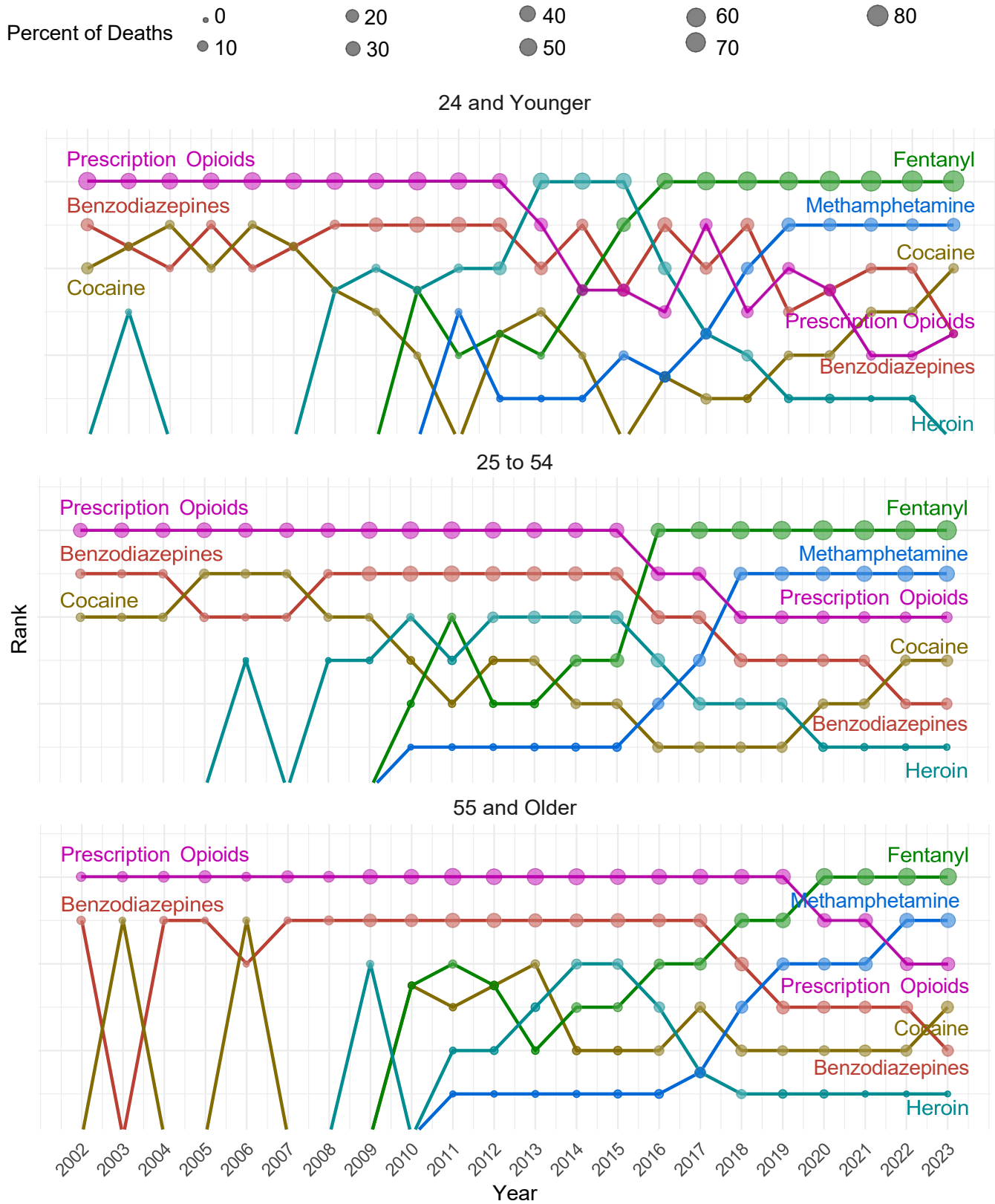
Table 7: Age-Specific Rates of Kentucky Resident Drug Overdose Deaths, 2021–2023

Age	2021	2022	2023
0–4	*	*	*
5–14	0.0	*	*
15–24	23.4	20.0	15.4
25–34	82.3	75.3	61.3
35–44	120.2	117.3	101.6
45–54	88.8	93.0	86.0
55–64	62.4	59.1	61.6
65–74	17.3	18.7	19.9
75–84	*	5.9	*
85+	*	*	*

Counts greater than zero but less than five were suppressed in accordance with state data release policy. Data are provisional and subject to change.

* Rates based on counts greater than zero but less than 10 have been suppressed in accordance with state data management policy.

Figure 2: Top Drugs Identified by ICD-10 Code on the Death Certificates of Kentucky Resident Drug Overdose Decedents by Age Group, 2002–2022



Produced by the Kentucky Injury Prevention and Research Center, as bona fide agent for the Kentucky Department for Public Health. Data are provisional and subject to change. Data extracted May 2024.

Substances Found in Drug Overdose Decedent Toxicology Testing

Table 8: Counts of Substances Identified through Toxicology Testing of Drug Overdose Deaths that Occurred in Kentucky, 2023

Substance	Frequency
Fentanyl	1,570
4-ANPP	1,356
Methamphetamine	1,095
Amphetamine	848
Acetylfentanyl	778
Cocaine	427
Gabapentin	371
THC	363
Ethanol	318
Morphine	184
Alprazolam	158
Hydrocodone	155
Oxycodone	154
Clonazepam	150
Buprenorphine	98
Oxymorphone	95
Dihydrocodeine	91
Hydromorphone	89
Methadone	87
Nordiazepam	78
Oxazepam	66
Caffeine	56

Toxicology data are available only for deaths that occurred in Kentucky, (n=2,097). These deaths may include some non-Kentucky residents and will exclude Kentucky residents who died in other states. Identified drugs are not mutually exclusive. If results are positive for more than one drug, each drug is included in its respective category counts. Counts greater than zero but less than five were suppressed in accordance with state data release policy. Data are provisional and subject to change.

Table 8, cont.: Counts of Substances Identified through Toxicology Testing of Drug Overdose Deaths that Occurred in Kentucky, 2023

Substance	Frequency
Diazepam	51
Temazepam	50
Heroin	43
Tramadol	42
Codeine	36
Nicotine	32
Desmetramadol	29
Delta-8 THC	27
Lorazepam	24
Carfentanil	18
Diphenhydramine	14
Naloxone	14
Acetaminophen	13
Phentermine	11
Acetone	10
Pseudoephedrine	10
Xylazine	10
Acrylfentanyl	9
Cyclobenzaprine	9
Fluoxetine	9
Quetiapine	9
Midazolam	8

Toxicology data are available only for deaths that occurred in Kentucky, (n= 2,097). These deaths may include some non-Kentucky residents and will exclude Kentucky residents who died in other states. Identified drugs are not mutually exclusive. If results are positive for more than one drug, each drug is included in its respective category counts. Counts greater than zero but less than five were suppressed in accordance with state data release policy. Data are provisional and subject to change.

Table 8, cont.: Counts of Substances Identified through Toxicology Testing of Drug Overdose Deaths that Occurred in Kentucky, 2023

Substance	Frequency
Trazodone	8
Amitriptyline	7
Butyrl Fentanyl	7
Hydroxyzine	7
Chlordiazepoxide	6
Dextro	6
Nortriptyline	6
Butalbital	5
Meprobamate	5
Mitragynine	5
Amiodarone	<5
Amlodipine	<5
Duloxetine	<5
Methanol	<5
Olanzapine	<5
Phenylpropanolamine	<5
Salicylates	<5
Venlafaxine	<5
Chlorophenylpiperazine	<5
Citalopram	<5
Desvenlafaxine	<5
Dextrorphan	<5

Toxicology data are available only for deaths that occurred in Kentucky, (n= 2,097). These deaths may include some non-Kentucky residents and will exclude Kentucky residents who died in other states. Identified drugs are not mutually exclusive. If results are positive for more than one drug, each drug is included in its respective category counts. Counts greater than zero but less than five were suppressed in accordance with state data release policy. Data are provisional and subject to change.

Table 8, cont.: Counts of Substances Identified through Toxicology Testing of Drug Overdose Deaths that Occurred in Kentucky, 2023

Substance	Frequency
Doxepin	<5
MDA	<5
Metoprolol	<5
Mirtazapine	<5
Phenobarbital	<5
Sertraline	<5
Aripiprazole	<5
Atenolol	<5
Brompheniramine	<5
Bupropion	<5
Carisoprodol	<5
Doxylamine	<5
Flurazepam	<5
Isopropanol	<5
Lamotrigine	<5
MDMA	<5
Methylphenidate	<5
Nordoxepin	<5
Norsertaline	<5
Para-Fluorofentanyl	<5
Pentobarbital	<5
Topiramate	<5

Toxicology data are available only for deaths that occurred in Kentucky, (n=2,097). These deaths may include some non-Kentucky residents and will exclude Kentucky residents who died in other states. Identified drugs are not mutually exclusive. If results are positive for more than one drug, each drug is included in its respective category counts. Counts greater than zero but less than five were suppressed in accordance with state data release policy. Data are provisional and subject to change.

Table 8, cont.: Counts of Substances Identified through Toxicology Testing of Drug Overdose Deaths that Occurred in Kentucky, 2023

Substance	Frequency
Zolpidem	<5
1,1-Difluoroethane	<5
6-Beta-Naltrexol	<5
Alcohol (Serum)	<5
Benzotropine	<5
Bromazolam	<5
Chlorpheniramine	<5
Clonidine	<5
Dicyclomine	<5
Diltiazem	<5
Ephedrine	<5
Etizolam	<5
Etomidate	<5
Furosemide	<5
GHB	<5
Haloperidol	<5
Ibuprofen	<5
Labetalol	<5
Lidocaine	<5
MCPP	<5
MDMB-Fubinaca	<5
Methocarbamol	<5

Toxicology data are available only for deaths that occurred in Kentucky, (n=2,097). These deaths may include some non-Kentucky residents and will exclude Kentucky residents who died in other states. Identified drugs are not mutually exclusive. If results are positive for more than one drug, each drug is included in its respective category counts. Counts greater than zero but less than five were suppressed in accordance with state data release policy. Data are provisional and subject to change.

Table 8, cont.: Counts of Substances Identified through Toxicology Testing of Drug Overdose Deaths that Occurred in Kentucky, 2023

Substance	Frequency
Nabumetone	<5
Naproxen	<5
Phencyclidine	<5
Phenytoin	<5
Pregabalin	<5
Promethazine	<5
Propranolol	<5
Pyrilamine	<5
Risperidone	<5
Tianeptine	<5
Trihexyphenidyl	<5

Toxicology data are available only for deaths that occurred in Kentucky, (n=2,097). These deaths may include some non-Kentucky residents and will exclude Kentucky residents who died in other states. Identified drugs are not mutually exclusive. If results are positive for more than one drug, each drug is included in its respective category counts. Counts greater than zero but less than five were suppressed in accordance with state data release policy. Data are provisional and subject to change.

Drug Combinations Identified through Toxicology

Table 9: Most Common Two-Drug Combinations Identified through Toxicology for all Drug Overdose Deaths that Occurred in Kentucky, 2023

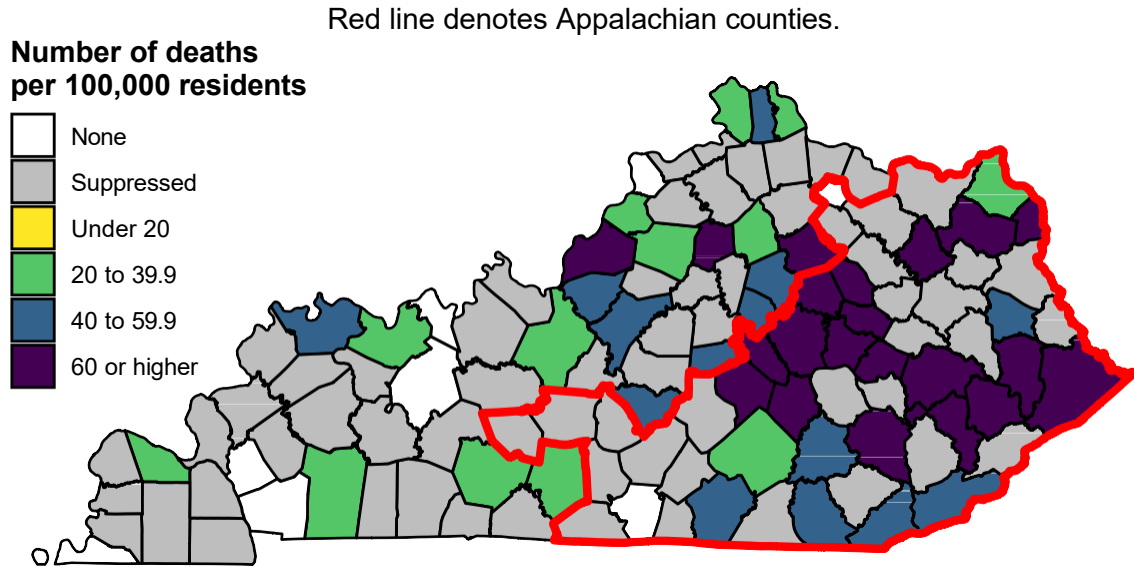
Drug Combination	Total Count of Deaths	Black Decedents*	White Decedents*
4-ANPP, Fentanyl	1,347	201 (72.3%)	1,121 (62.8%)
Fentanyl, Methamphetamine	840	91 (32.7%)	735 (41.2%)
Amphetamine, Methamphetamine	826	67 (24.1%)	743 (41.6%)
Acetylfentanyl, Fentanyl	773	103 (37.1%)	658 (36.8%)
4-ANPP, Acetylfentanyl	771	102 (36.7%)	657 (36.8%)
4-ANPP, Methamphetamine	718	79 (28.4%)	626 (35.1%)
Amphetamine, Fentanyl	652	65 (23.4%)	573 (32.1%)
4-ANPP, Amphetamine	565	58 (20.9%)	495 (27.7%)
Acetylfentanyl, Methamphetamine	419	39 (14%)	374 (20.9%)
Cocaine, Fentanyl	367	135 (48.6%)	224 (12.5%)
Acetylfentanyl, Amphetamine	334	27 (9.7%)	301 (16.9%)
4-ANPP, Cocaine	316	115 (41.4%)	193 (10.8%)
Fentanyl, THC	284	50 (18%)	229 (12.8%)
4-ANPP, THC	245	43 (15.5%)	198 (11.1%)
Ethanol, Fentanyl	231	63 (22.7%)	161 (9%)
Fentanyl, Gabapentin	229	9 (3.2%)	220 (12.3%)
4-ANPP, Gabapentin	204	7 (2.5%)	197 (11%)
Methamphetamine, THC	189	22 (7.9%)	164 (9.2%)
Acetylfentanyl, Cocaine	175	57 (20.5%)	113 (6.3%)
Cocaine, Methamphetamine	172	52 (18.7%)	115 (6.4%)

* Count (% of deaths with available toxicology)

These deaths may include some non-Kentucky residents and will exclude Kentucky residents who died in other states. Toxicology data are available only for deaths that occurred in Kentucky, (n=2,097). These deaths may include some non-Kentucky residents and will exclude Kentucky residents who died in other states. Drug combinations are not mutually exclusive. If results are positive for more than one included combination of drugs, each combination is included in their respective category counts. Data are provisional and subject to change.

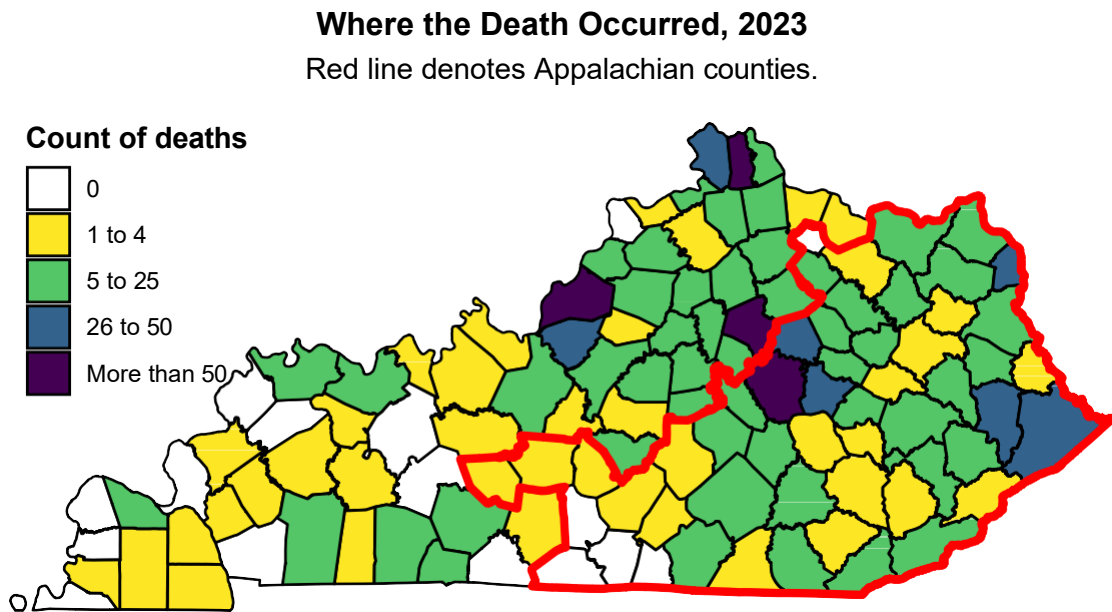
County-Level Maps

Figure 3: Age-Adjusted Rates of Drug Overdose Deaths by Kentucky County of Residence, 2023



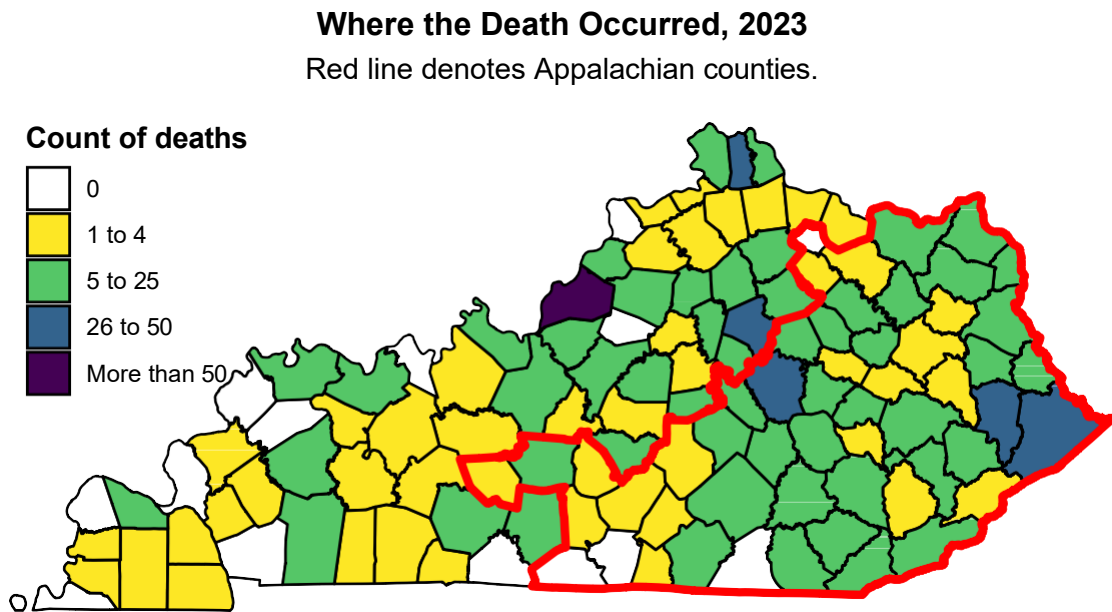
Produced by the Kentucky Injury Prevention and Research Center, as bona fide agent for the Kentucky Department for Public Health. Data source: Kentucky Death Certificate Database, Kentucky Office of Vital Statistics, Cabinet for Health and Family Services. May 2024.

Figure 4: Count of Drug Overdose Deaths Involving Fentanyl, as Identified through Toxicology, by the Kentucky County



Toxicology data are available only for deaths that occurred in Kentucky, (n=2,097). These deaths may include some non-Kentucky residents and will exclude Kentucky residents who died in other states. Produced by the Kentucky Injury Prevention and Research Center, as bona fide agent for the Kentucky Department for Public Health. Data source: Drug Overdose Fatality Surveillance System (DOFSS). May 2024.

Figure 5: Count of Drug Overdose Deaths involving Methamphetamine, as Identified through Toxicology, by the Kentucky County



Toxicology data are available only for deaths that occurred in Kentucky, (n=2,097). These deaths may include some non-Kentucky residents and will exclude Kentucky residents who died in other states. Produced by the Kentucky Injury Prevention and Research Center, as bona fide agent for the Kentucky Department for Public Health. Data source: Drug Overdose Fatality Surveillance System (DOFSS). May 2024.

Age-Adjusted Mortality Rates by County

Table 10: Counts of Drug Overdose Deaths and Age-Adjusted Drug Overdose Mortality Rates, by Kentucky County of Residence, 2023

County	Count of Drug Overdoses	Age-Adjusted Drug Overdose Mortality Rate
Kentucky	1,984	45.9
Adair	<5	Suppressed
Allen	<5	Suppressed
Anderson	8	Suppressed
Ballard	<5	Suppressed
Barren	10	23.8
Bath	9	Suppressed
Bell	12	50.7
Boone	35	26.1
Bourbon	15	85.9
Boyd	42	94.2
Boyle	17	56.8
Bracken	<5	Suppressed
Breathitt	18	150.6
Breckinridge	6	Suppressed
Bullitt	40	51.6
Butler	<5	Suppressed

Counts greater than zero but less than five and rates based on counts greater than zero but less than 10 were suppressed in accordance with state data release policy. Rates based on counts less than 20 are unstable and should be interpreted with caution. Data are provisional and subject to change.

Table 10, cont.: Counts of Drug Overdose Deaths and Age-Adjusted Drug Overdose Mortality Rates, by Kentucky County of Residence, 2023

County	Count of Drug Overdoses	Age-Adjusted Drug Overdose Mortality Rate
Kentucky	1,984	45.9
Caldwell	<5	Suppressed
Calloway	<5	Suppressed
Campbell	26	28.7
Carlisle	<5	Suppressed
Carroll	<5	Suppressed
Carter	21	90.4
Casey	<5	Suppressed
Christian	14	23.5
Clark	26	72.9
Clay	16	68.9
Clinton	<5	Suppressed
Crittenden	<5	Suppressed
Cumberland	0	0.0
Daviess	22	22.5
Edmonson	<5	Suppressed
Elliott	<5	Suppressed

Counts greater than zero but less than five and rates based on counts greater than zero but less than 10 were suppressed in accordance with state data release policy. Rates based on counts less than 20 are unstable and should be interpreted with caution. Data are provisional and subject to change.

Table 10, cont.: Counts of Drug Overdose Deaths and Age-Adjusted Drug Overdose Mortality Rates, by Kentucky County of Residence, 2023

County	Count of Drug Overdoses	Age-Adjusted Drug Overdose Mortality Rate
Kentucky	1,984	45.9
Estill	27	187.3
Fayette	136	43.8
Fleming	<5	Suppressed
Floyd	35	109.9
Franklin	34	61.9
Fulton	0	0.0
Gallatin	7	Suppressed
Garrard	11	61.9
Grant	8	Suppressed
Graves	<5	Suppressed
Grayson	<5	Suppressed
Green	<5	Suppressed
Greenup	14	39.3
Hancock	0	0.0
Hardin	38	35.7
Harlan	13	57.3

Counts greater than zero but less than five and rates based on counts greater than zero but less than 10 were suppressed in accordance with state data release policy. Rates based on counts less than 20 are unstable and should be interpreted with caution. Data are provisional and subject to change.

Table 10, cont.: Counts of Drug Overdose Deaths and Age-Adjusted Drug Overdose Mortality Rates, by Kentucky County of Residence, 2023

County	Count of Drug Overdoses	Age-Adjusted Drug Overdose Mortality Rate
Kentucky	1,984	45.9
Harrison	5	Suppressed
Hart	7	Suppressed
Henderson	18	44.3
Henry	6	Suppressed
Hickman	<5	Suppressed
Hopkins	<5	Suppressed
Jackson	5	Suppressed
Jefferson	496	66.3
Jessamine	28	56.2
Johnson	12	59.3
Kenton	80	45.3
Knott	13	100.0
Knox	<5	Suppressed
Larue	5	Suppressed
Laurel	33	54.0
Lawrence	7	Suppressed

Counts greater than zero but less than five and rates based on counts greater than zero but less than 10 were suppressed in accordance with state data release policy. Rates based on counts less than 20 are unstable and should be interpreted with caution. Data are provisional and subject to change.

Table 10, cont.: Counts of Drug Overdose Deaths and Age-Adjusted Drug Overdose Mortality Rates, by Kentucky County of Residence, 2023

County	Count of Drug Overdoses	Age-Adjusted Drug Overdose Mortality Rate
Kentucky	1,984	45.9
Lee	11	155.9
Leslie	<5	Suppressed
Letcher	5	Suppressed
Lewis	9	Suppressed
Lincoln	17	76.4
Livingston	<5	Suppressed
Logan	7	Suppressed
Lyon	0	0.0
Madison	63	72.1
Magoffin	8	Suppressed
Marion	6	Suppressed
Marshall	<5	Suppressed
Martin	8	Suppressed
Mason	<5	Suppressed
McCracken	14	20.7
McCreary	<5	Suppressed

Counts greater than zero but less than five and rates based on counts greater than zero but less than 10 were suppressed in accordance with state data release policy. Rates based on counts less than 20 are unstable and should be interpreted with caution. Data are provisional and subject to change.

Table 10, cont.: Counts of Drug Overdose Deaths and Age-Adjusted Drug Overdose Mortality Rates, by Kentucky County of Residence, 2023

County	Count of Drug Overdoses	Age-Adjusted Drug Overdose Mortality Rate
Kentucky	1,984	45.9
McLean	<5	Suppressed
Meade	6	Suppressed
Menifee	8	Suppressed
Mercer	6	Suppressed
Metcalfe	<5	Suppressed
Monroe	<5	Suppressed
Montgomery	18	62.8
Morgan	7	Suppressed
Muhlenberg	7	Suppressed
Nelson	20	44.6
Nicholas	<5	Suppressed
Ohio	0	0.0
Oldham	17	24.7
Owen	<5	Suppressed
Owsley	5	Suppressed
Pendleton	7	Suppressed

Counts greater than zero but less than five and rates based on counts greater than zero but less than 10 were suppressed in accordance with state data release policy. Rates based on counts less than 20 are unstable and should be interpreted with caution. Data are provisional and subject to change.

Table 10, cont.: Counts of Drug Overdose Deaths and Age-Adjusted Drug Overdose Mortality Rates, by Kentucky County of Residence, 2023

County	Count of Drug Overdoses	Age-Adjusted Drug Overdose Mortality Rate
Kentucky	1,984	45.9
Perry	24	93.3
Pike	40	74.5
Powell	16	121.1
Pulaski	21	35.6
Robertson	0	0.0
Rockcastle	15	91.8
Rowan	20	94.9
Russell	6	Suppressed
Scott	17	28.3
Shelby	12	24.0
Simpson	8	Suppressed
Spencer	<5	Suppressed
Taylor	13	50.1
Todd	<5	Suppressed
Trigg	0	0.0
Trimble	0	0.0

Counts greater than zero but less than five and rates based on counts greater than zero but less than 10 were suppressed in accordance with state data release policy. Rates based on counts less than 20 are unstable and should be interpreted with caution. Data are provisional and subject to change.

Table10, cont.: Counts of Drug Overdose Deaths and Age-Adjusted Drug Overdose Mortality Rates, by Kentucky County of Residence, 2023

County	Count of Drug Overdoses	Age-Adjusted Drug Overdose Mortality Rate
Kentucky	1,984	45.9
Union	<5	Suppressed
Warren	29	23.1
Washington	7	Suppressed
Wayne	10	59.8
Webster	<5	Suppressed
Whitley	19	59.3
Wolfe	6	Suppressed
Woodford	9	Suppressed

Counts greater than zero but less than five and rates based on counts greater than zero but less than 10 were suppressed in accordance with state data release policy. Rates based on counts less than 20 are unstable and should be interpreted with caution. Data are provisional and subject to change.

About the Annual Overdose Fatality Report:

House Bill 1, from the 2012 Special Session, mandates that the Office of Drug Control Policy, in cooperation with the Office of the State Medical Examiner, prepare and publish an annual report for the Secretary of the Justice and Public Safety Cabinet that includes:

1. The number of drug-related deaths;
2. The decedent's age, race, and gender, but not their last name or address;
3. The counties in which those deaths occurred;
4. The scientific, trade, or generic names of the drugs involved; and
5. The method by which the drugs were obtained, when available.

The report is compiled utilizing data from OSME, KIPRC and the Kentucky Office of Vital Statistics. KIPRC, with support from the CDC, launched the **Drug Overdose Technical Assistance Core (DOTAC)** to support local health departments, community coalitions, and state and local agencies in their efforts to address substance misuse, abuse, and overdose. DOTAC's goal is to support and enhance local agencies' and community organizations' access to timely local data and analytical results on controlled substance prescribing, drug-related morbidity, and mortality trends. More information on the available data, analytical and community services is available at <https://kiprc.uky.edu/injury-focus-areas/drug-overdose-prevention>.

Definitions

Drug overdose deaths include events with an underlying cause of death code of X40–X44, X60–X64, X85, or Y10–Y14. Drug overdose deaths involving specific drug types are from toxicology testing of blood, urine, and/or vitreous fluids.

Data Sources

Drug overdose deaths were from the Kentucky Death Certificate Database, Kentucky Office of Vital Statistics, Kentucky Cabinet for Health and Family Services.

Toxicology testing results were accessed through the Drug Overdose Fatality Surveillance System, which utilizes post-mortem toxicology reports, coroner investigations, medical examiner autopsy reports, and data from the Kentucky All-Schedule Prescription Electronic Reporting records paired with death certificate data.

Disclaimers

The U.S. Centers for Disease Control and Prevention includes both the deaths of Kentucky residents and non-residents in their reporting. Kentucky's overdose report includes only the deaths of Kentucky residents, which has been the standard since the Kentucky General Assembly first required this annual report. The Kentucky Office of Drug Control Policy includes resident deaths only to better target harm reduction and prevention activities for Kentuckians.

Counts greater than zero but less than five and rates based on counts greater than zero but less than 10 are suppressed in accordance with state data management policy. Data are provisional and subject to change.

Produced by the Kentucky Injury Prevention and Research Center as bona fide agent for the Kentucky Department for Public Health, May 2024. This project is supported by the Centers for Disease Control and Prevention (CDC) of the U.S. Department of Health and Human Services (HHS) as part of cooperative agreement 1 NU17CE010186 totaling \$5.4 million with 0% financed with nongovernmental sources. The contents are those of the author(s) and do not necessarily represent the official views of, nor an endorsement by, CDC, HHS, or the U.S. government. For more information, please visit [CDC.gov](https://www.cdc.gov).

Special thanks to the following agencies for their contribution to the 2023 Kentucky Overdose Fatality Report: University of Kentucky College of Public Health, the Kentucky Injury Prevention and Research Center, and the Kentucky Department of Public Health.

